

Guided Practice

- 1 Use 2 pencils to make different angles.



Example



We can make different angles by turning the pencils. Make sure they meet at a point.



- 2 Look at the pairs of sticks below.



Which of these pairs do not form angles?

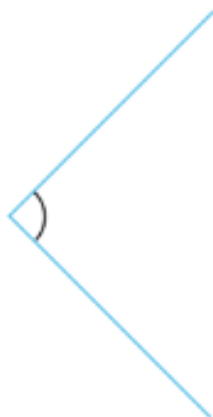
- 3 Where is an angle made by parts of a pair of scissors?



What happens to the angle when you open and close the scissors?



- 4 Holly drew 2 lines to make an angle.



- (a) Draw 2 lines to make an angle smaller than the one Holly drew.
- (b) Draw 2 lines to make an angle larger than the one Holly drew.