

## Tuesday Worksheet

Remember, the video for this lesson will explain how to answer each question. You do NOT have to print these sheets. You can just follow the video and answer the questions on paper or in your Hillstone Virtual School workbook if you have it.

### Recognising Shapes

- 1 Trace the shapes.  
Match.



● Triangle



● Circle




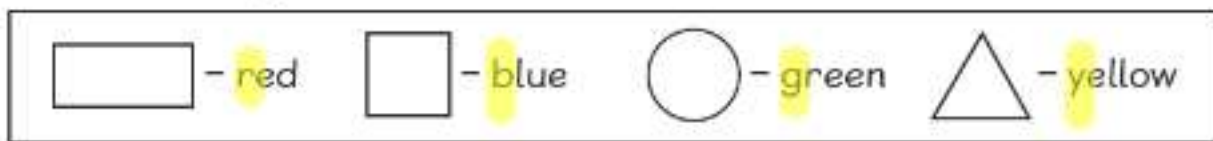
● Rectangle



● Square


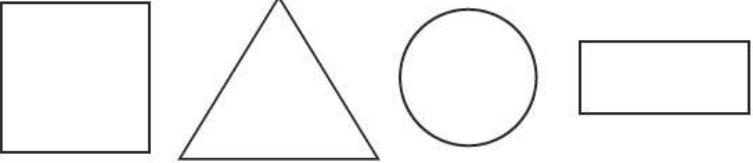


2 Colour.

Write the missing numbers.




- (a) There are  rectangles.
- (b) There are  squares.
- (c) There are  circles.
- (d) There are  triangles.

3 Colour the shape that matches each object.


	
	

4 Trace the common shape found in the objects in each group.  
Write the name of the shape.

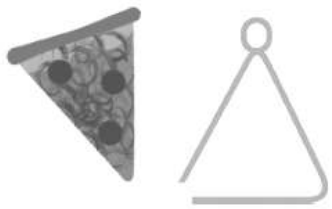
(a)



(b)



(c)



(d)

