




Look at these pieces of art. What type of art is it?





It is called mosaic

A mosaic is a picture or pattern produced by arranging together small pieces of stone, tile, glass, or other material.

Mosaic art is a very old art form. The first mosaic art has been found from more than 5000 years ago!



We are looking at the work  
of Laurel True.

True combines glass, ceramic, mirror and salvaged building materials from the urban landscape to create sculptural forms.

Over the past 25 years, she has designed, created and facilitated hundreds of projects for hospitals, parks, commercial, residential and public spaces in the US, Haiti, Africa, Europe, Turkey and Latin America.




Can you think of any other artists who have used Mosaic?




**Antoni Gaudi**

(We explored his artwork in our Spain topic)



Another artist that has used a form of mosaic in their work is the famous British artist Damien Hurst. He took on mosaic in his own way and created these pieces of art by placing butterfly wings in paint.



## The Romans loved mosaic art!



(Watch the video link if you are on the virtual school Roman mosaics).



Lets take a look

1



2



Both the powerpoint and bbc gallery about Roman mosaics are linked on the virtual school for you to look at.

Today you are  
going to design  
your own mosaic  
Roman Bath tile.






**You will make the mosaic in three parts:**

**Part 1 – border**

**Part 2 – main image**




**Part 3 – background**



**All you will need  
is some squared paper  
or you can draw out  
a square grid on plain paper.  
There is a link on the virtual  
school with square paper  
templates  
if you have a printer at home.**




First design your border to go around the edge of your tile.



## Design part two –

The main image of your tile needs to be something that will represent Rome. Let's look at a few ideas together.




What can you see in these ideas?

I can see a sword, a shield, a Roman fire torch and some other patterns like a wave and an eye that would really suit the Roman Baths.

Now we need to add our main image to a template  
your tile template.

If you have any gap they need to be  
filled with Mosaic. Colour these in as there cannot  
be any gaps.

You can split a square in half if you want to use  
half a square! Just draw a diagonal line.



Have a great art lesson!