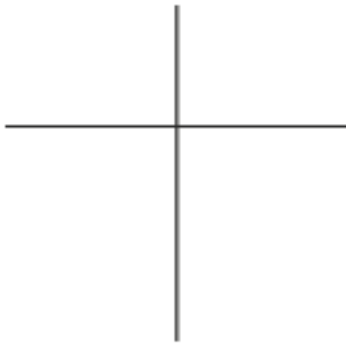


Complete the worksheets.

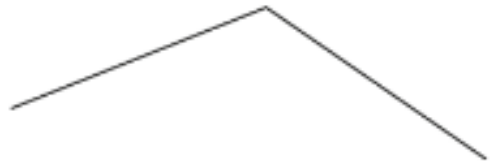
Finding Right Angles

- 1** Each figure below is made up of two lines.
Circle the figures that make at least one right angle.

(a)



(b)



(c)



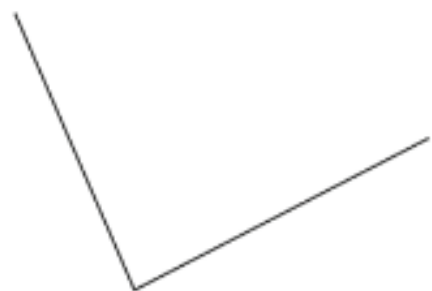
(d)



(e)




(f)




2 Mark all the right angles in the shapes below and then write down how many you found.

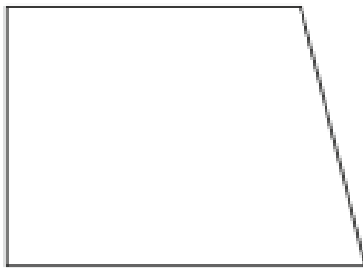
(a)



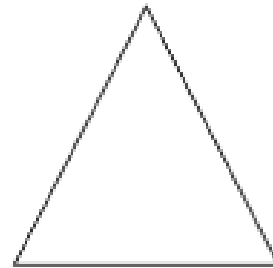
(b)



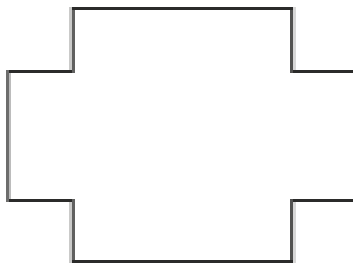
(c)



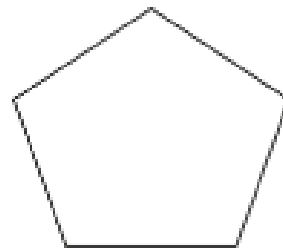
(d)



(e)








(f)



3

State whether or not there are any right angles in the following objects.

| Object | Are there any right angles? (Yes / No) |
|---|---|
|  | |
|  | |
|  | |
|  | |
|  | |