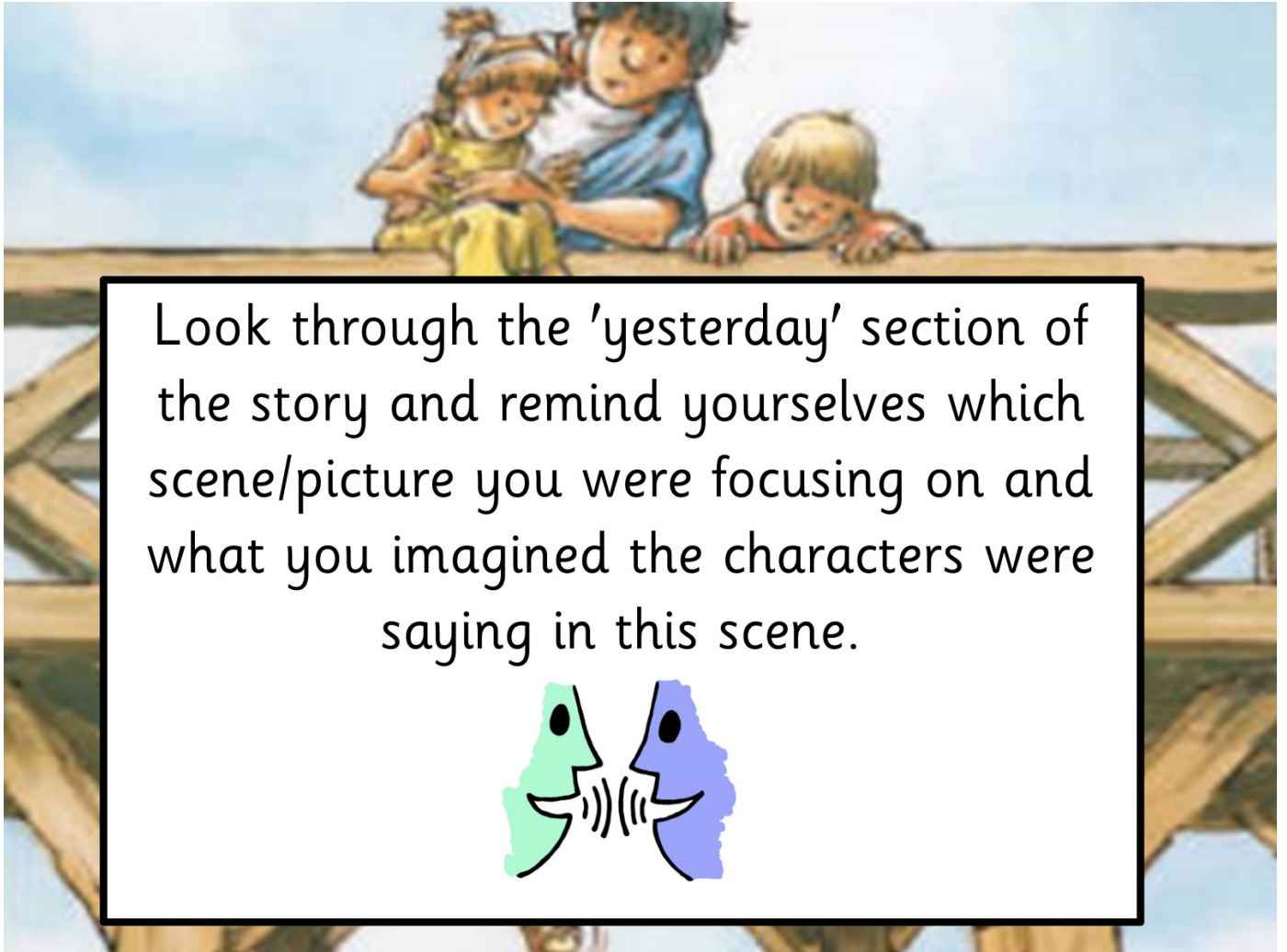



Day 2

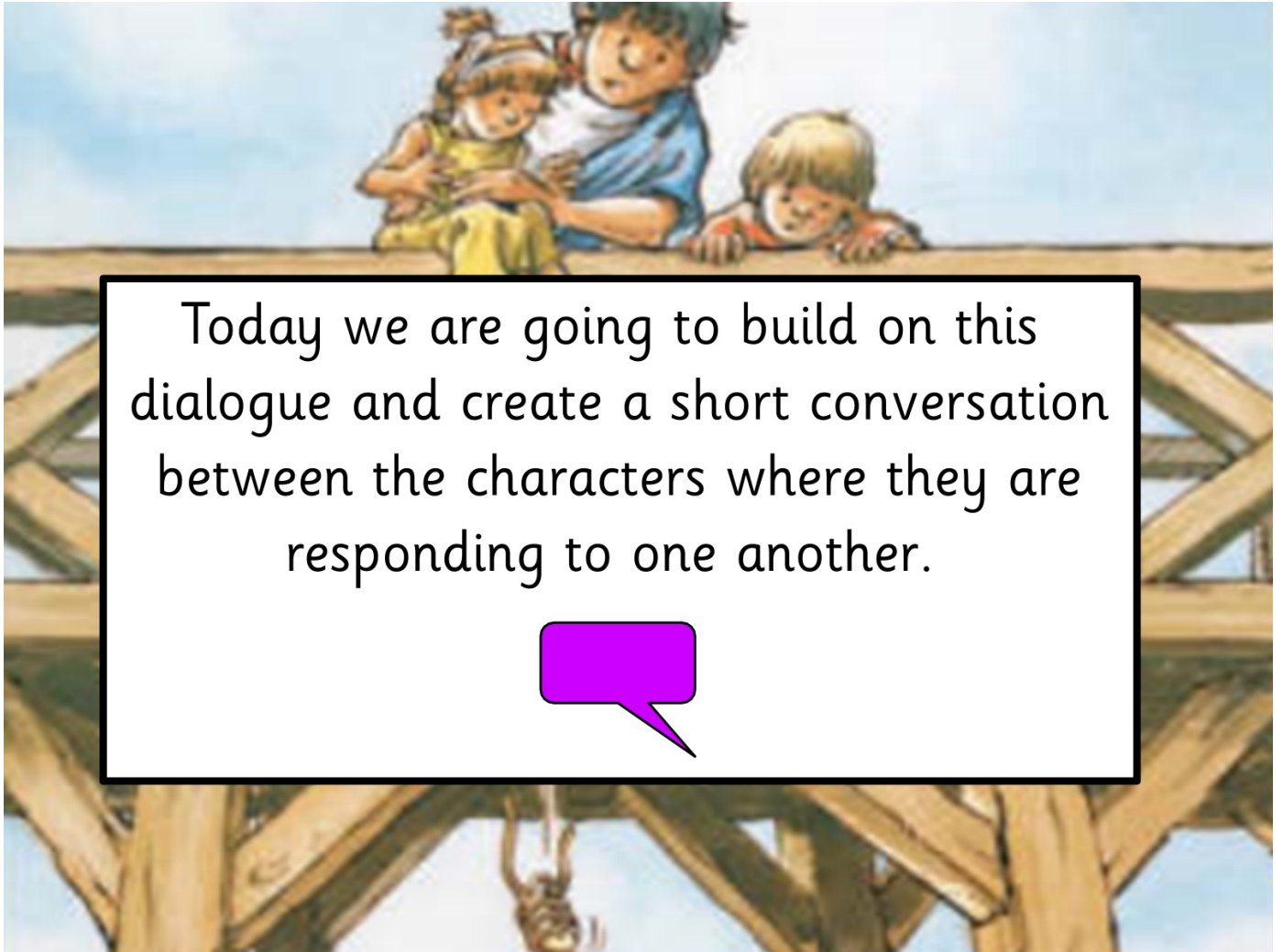
Learning target

Use dialogue to help understand the relationship between characters.




Look through the 'yesterday' section of the story and remind yourselves which scene/picture you were focusing on and what you imagined the characters were saying in this scene.





Today we are going to build on this dialogue and create a short conversation between the characters where they are responding to one another.



First you must figure out who would say what first. Think of the character in your picture that would be start the conversation.



This was my picture that I used yesterday. I think that the Dad would say something first.

This is how I would start my dialogue:



Dad: Oh no! Your sandal! What are we going to do now?

Remember today we are building a conversation in which the characters interact with one another.

In mine, the boy would speak next:

Boy: Oh Dad, we are never going to get that back now are we! I wonder where it is going to end up.

Write out a small script for your chosen picture. This time remember the characters will be responding to one another with dialogue so it is more like a conversation.

Dad: **Oh no! Your sandal! What are we going to do now?**

Little boy: **Oh Dad, we are never going to get that back now are we! I wonder where it is going to end up.**

Little girl:

Your characters can speak in any order that you want them to. This was just my example so far.

Dad: