

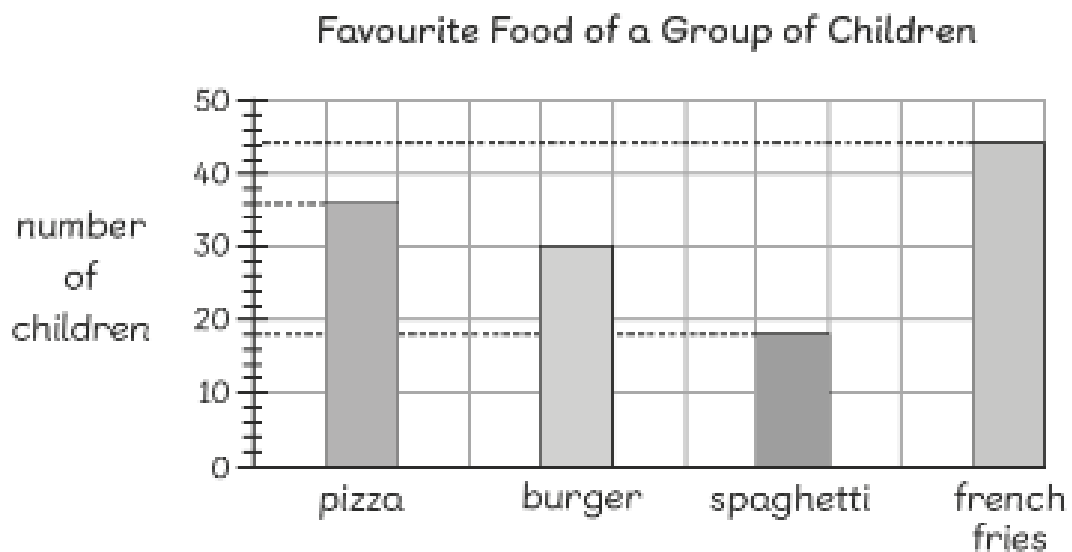
Complete the worksheets

Remember! Check the scale first on the graph so you know what to count in.

Reading Bar Graphs

Fill in the blanks.

- 1** The bar graph below shows some children's favourite foods.



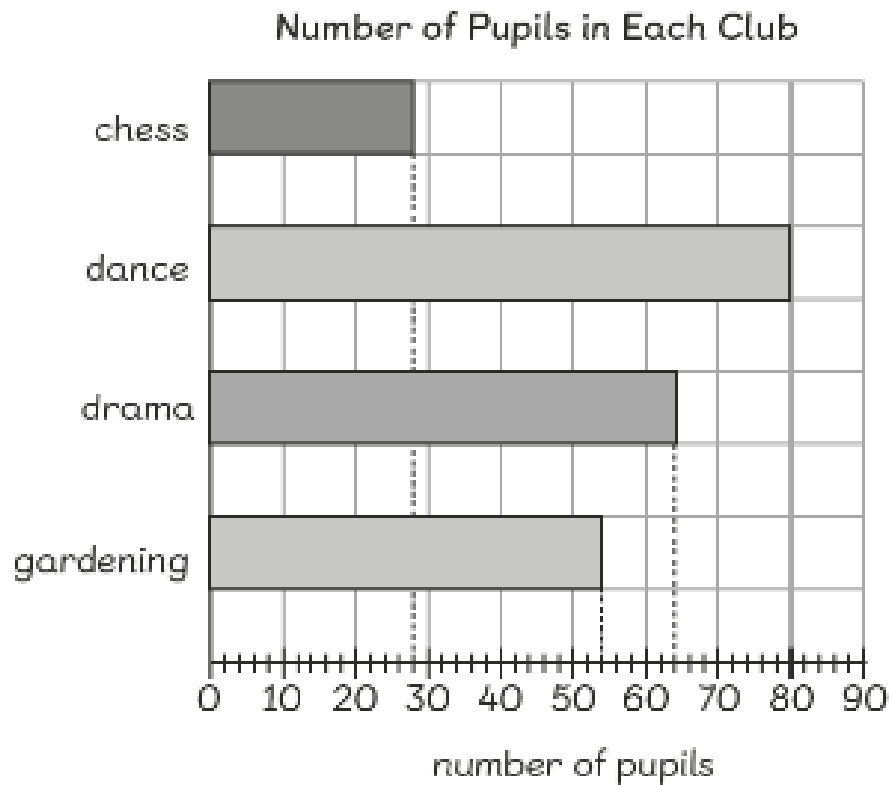
(a) How many children like burgers?

(b) How many children like pizza?

(c) Which food is the most popular?

(d) Which food is the least popular?

- 2 The bar graph below shows the number of pupils in each club.



- (a) How many pupils are there in the gardening club?

- (b) How many pupils are there altogether in the chess club and the dance club?

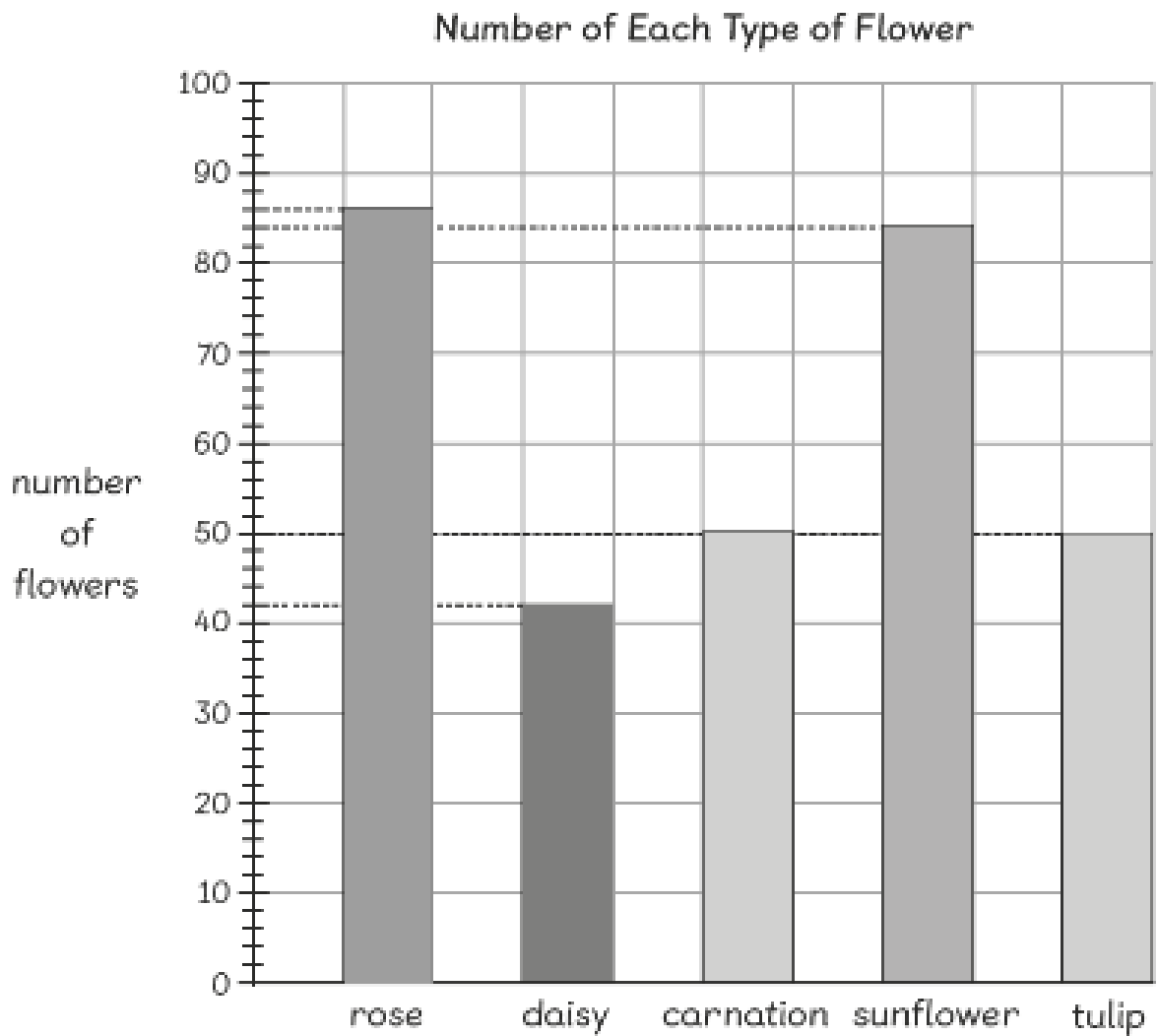
- (c) Which club has the most pupils?

- (d) Which club has the least number of pupils?

- (e) The drama club has more pupils than the gardening club has.

3

The bar graph below shows the number of each type of flower at a flower shop.



(a) How many daisies are there at the flower shop?

(b) How many sunflowers are there at the flower shop?

(c) How many roses and tulips are there altogether at the flower shop?

(d) Of which type are there the most?

(e) Of which type are there the least?

(f) There are as many as .

(g) There are more sunflowers than carnations.

(h) There are fewer sunflowers than roses.

(i) There are twice as many as .

(j) How many flowers are there altogether at the flower shop?