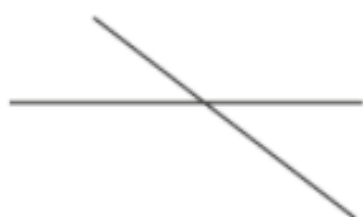


# Worksheet 1

## Identifying Perpendicular Lines

1 Circle the pairs of lines that are perpendicular.

(a)



(b)



(c)



(d)



(e)

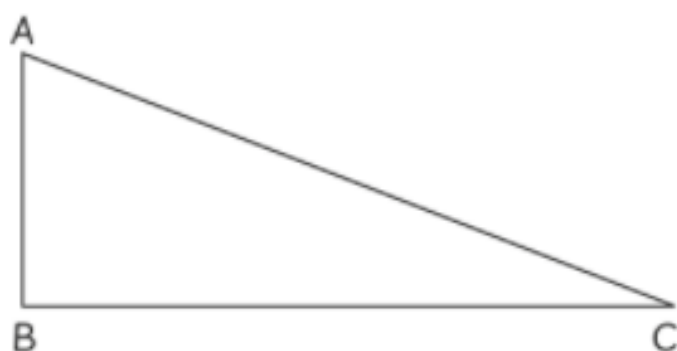


(f)



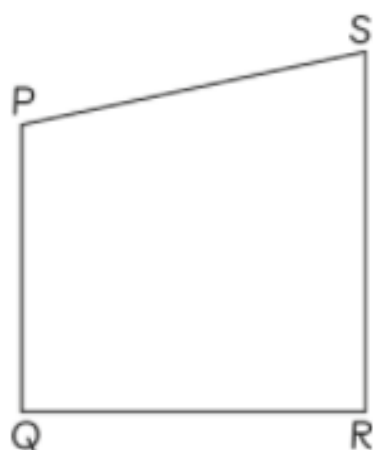
2 Name the sides that are perpendicular in each shape.

(a)



is perpendicular to .


(b)



is perpendicular to .

is perpendicular to .

(c)



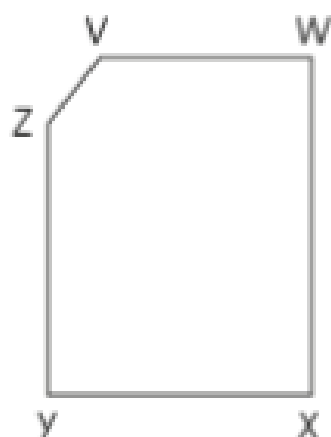
is perpendicular to .

is perpendicular to .

is perpendicular to .

is perpendicular to .

(d)



is perpendicular to .

is perpendicular to .

- 3 Look at the letters below.

# MATHEMATICS

- (a) Complete the table.

description	letters
No perpendicular lines	
1 pair of perpendicular lines	
More than 1 pair of perpendicular lines	

- (b) Provide another letter not shown above that has perpendicular lines.





