

Wednesday 10th March

Describe the driver in *Road's End*



Today, you will be describing the driver in the animation *Road's End*.

1. Watch the YouTube animation of *Road's End* a few times. It is just above this document on the webpage.
2. Have a look at the words below as these will help you with your writing task.
3. Complete the writing task below, always using **full sentences**. Remember to focus on your own specific writing targets.
4. Take a photo of your writing and then submit it to me!

hitchhiker questions alright curious kind

<p>Why did he stop the car?</p>	<p><i>He stopped the car because</i> _____ _____ _____</p>
<p>What did he say to the stranger?</p>	<p>_____ _____ _____</p>
<p>What kind of person do you think he is?</p>	<p><i>He seems</i> _____ _____ _____</p>

Josh

Wednesday 10th March

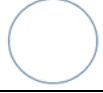
Describe the driver in *Road's End*



Say my sentences before writing them and know where one ends and another one starts.



Spell words with split digraph sounds o-e, u-e, a-e, i-e, e-e



hitchhiker questions alright curious kind

Why did he stop the car?

He stopped the car because _____

What did he say to the stranger?

What kind of person do you think he is?

He seems _____

Kenzie

Wednesday 10th March

Describe the driver in *Road's End*



Spell my target key words correctly in my writing.
(I have a list of these that my teacher can mark against).



Start to use question marks and exclamation marks in my writing.





alright *strange* *weird* *mysterious* *odd*

Write three questions that he asks.

Write two things the driver might be thinking.

Keelan – just leaving this here so I have his targets on this sheet as a kind of master for when he is back in school

Hold a sentence – with at least 6 words – in my head, before I write it down.	
Use a capital letter for the pronoun 'I'.	
Use a capital letter for the start of names of people and places and the days of the week.	