



DAVID WIESNER

# FLOTSAM

**Flotsam:**  
Something that floats.

If it floats in the ocean it may wash up on the beach, where someone may find it and be astonished, and share the discovery with someone else.

What unusual things did the boy see?

What has happened in the story so far?

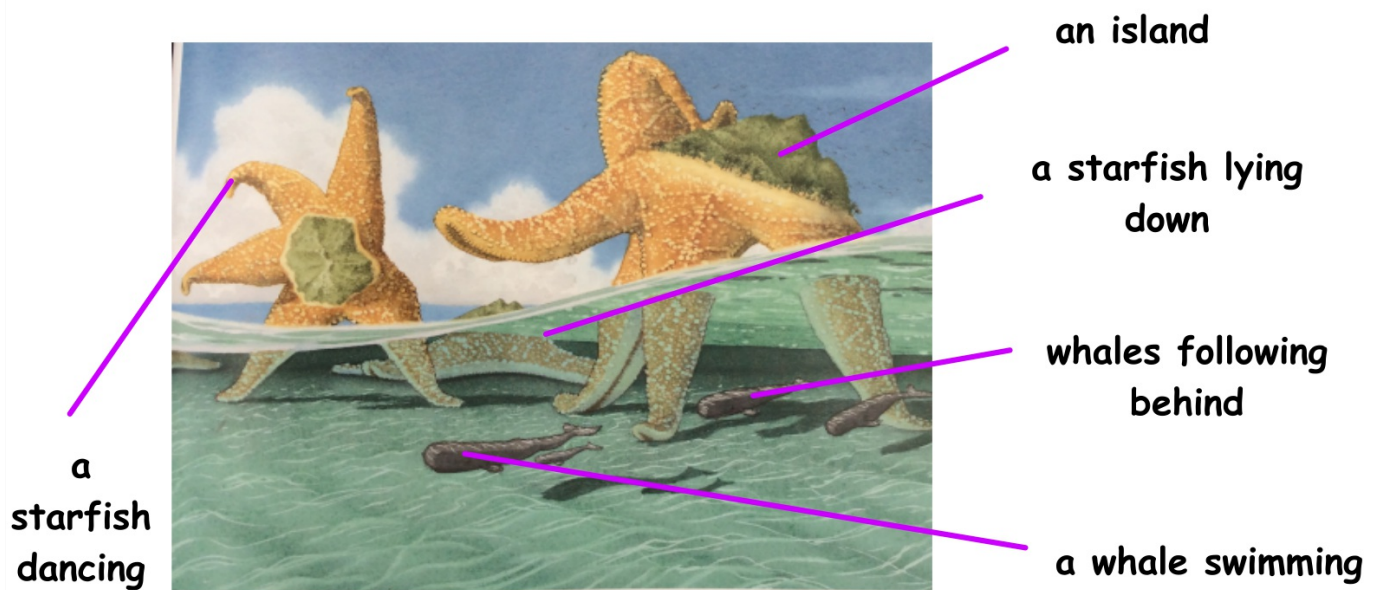
**Today you are going to build a setting description for one of the photographs you looked at yesterday.**



**Remind yourself, what could you see in this photographs that the boy discovered on the camera film?**

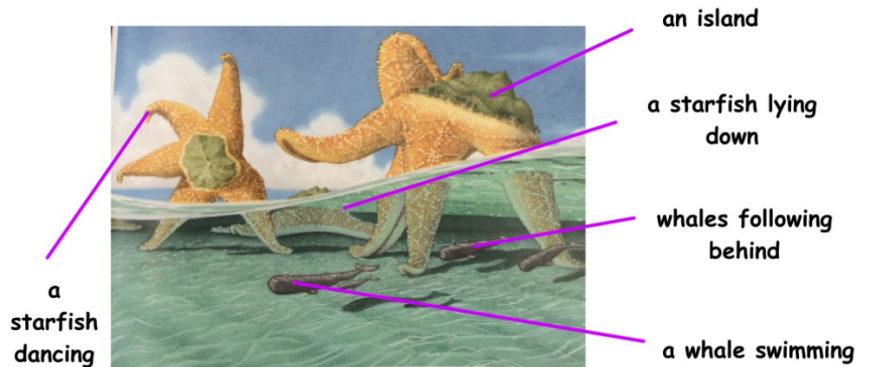
We are going to use adjectives and our imagination to create a setting description for one of the images.

This was the image I used for my observations yesterday.



To create a setting description we need to look at:

- Where the starfish are
- What they are doing
- How we can describe the other things in the image.



What sort of day is it?


Where are the starfish?

What adjectives could we use to describe the ocean?

How could we describe the whale?

How could we describe the starfish?





On a warm but cloudy day a starfish started to dance in the deep, wavy ocean. Another huge, bumpy starfish joined in. On its back was an island full of thick, green trees. There was a tired starfish lying down in the ocean just behind them. A whale family carefully went past the dancing starfish and carried on swimming through the bright, blue water.

**Just like we did for my image,  
think of answers to the following questions for this one:**



**Where are the octopus?**

**What adjectives could we use  
to describe where they are?**

**What are they doing?**

**How could we describe the  
octopus?**

**How could we describe the  
other creatures in the image?**

Using your answers to the questions, write a description of the setting in the image below.



In the \_\_\_\_\_ there was \_\_\_\_\_  
\_\_\_\_\_.

On the table \_\_\_\_\_.

