


# Decimal Numbers

Remember, a decimal is when you have a part of a whole left over.


1 and a half cake would be

1.5

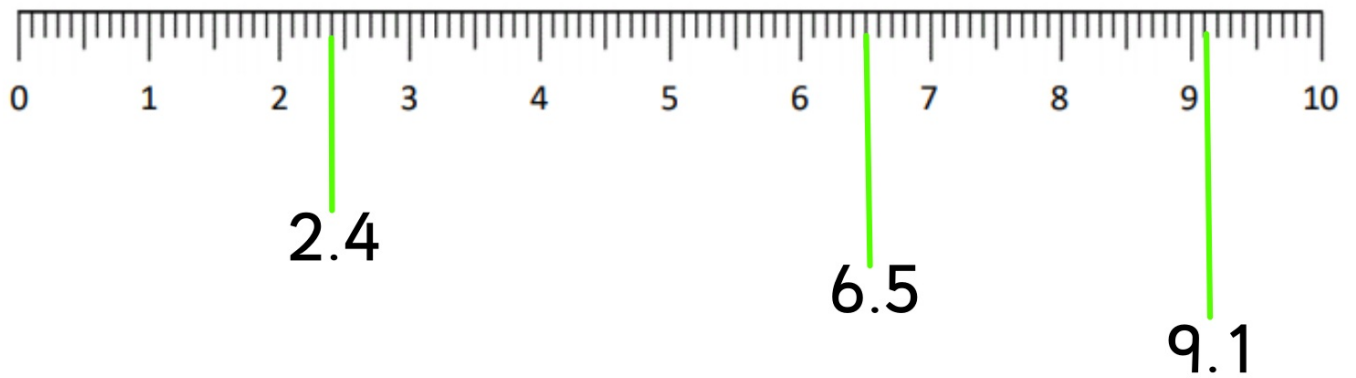
one whole



a half



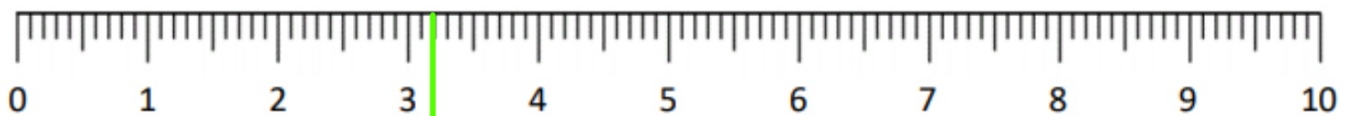
Today we are going to explore ordering decimals using a number line.



Watch the video "decimals on a number line" for this part.

Where would the decimals go?

2.6      7.3      1      4.5      8.5



What would this decimal number be?

Remember to look at the whole number first



and then the part.

Watch "video 2"

# Complete the worksheet:

**Placing decimal numbers on a number line**

Write the correct decimal number next to each letter. Look carefully at the number line to see which whole number it has passed!

a 0.2      b \_\_\_\_\_      c \_\_\_\_\_      d \_\_\_\_\_

e \_\_\_\_\_      f \_\_\_\_\_      g \_\_\_\_\_      h \_\_\_\_\_

i \_\_\_\_\_      j \_\_\_\_\_      k \_\_\_\_\_      l \_\_\_\_\_

a \_\_\_\_\_      b \_\_\_\_\_      c \_\_\_\_\_      d \_\_\_\_\_

e \_\_\_\_\_      f \_\_\_\_\_      g \_\_\_\_\_      h \_\_\_\_\_

i \_\_\_\_\_      j \_\_\_\_\_      k \_\_\_\_\_      l \_\_\_\_\_

**TOP TIP:**  
Remember to look carefully at what number the arrow for each one has passed on the number line!



This is available to download on the virtual school.