

**Today you are going to build a setting description for one of the photographs you looked at yesterday.**



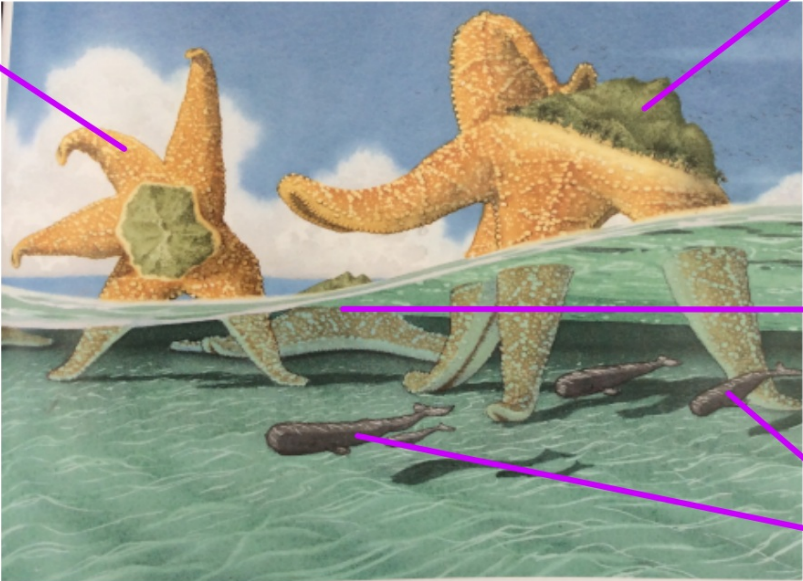
**Remind your partner, what could you see in this photograph that the boy discovered on the camera film?**

**We are going to use adjectives and our imagination to creat a setting description for one of the images.**

**This was the image I used for my observations yesterday.**

**a starfish dancing**

**an island**



**a starfish lying down**


**whales following behind**

**a whale swimming**

To create a setting description we need to look at:

- where the starfish are
- what they are doing
- how we can describe the other things in the image.

a starfish dancing



an island

a starfish lying down

whales following behind

a whale swimming

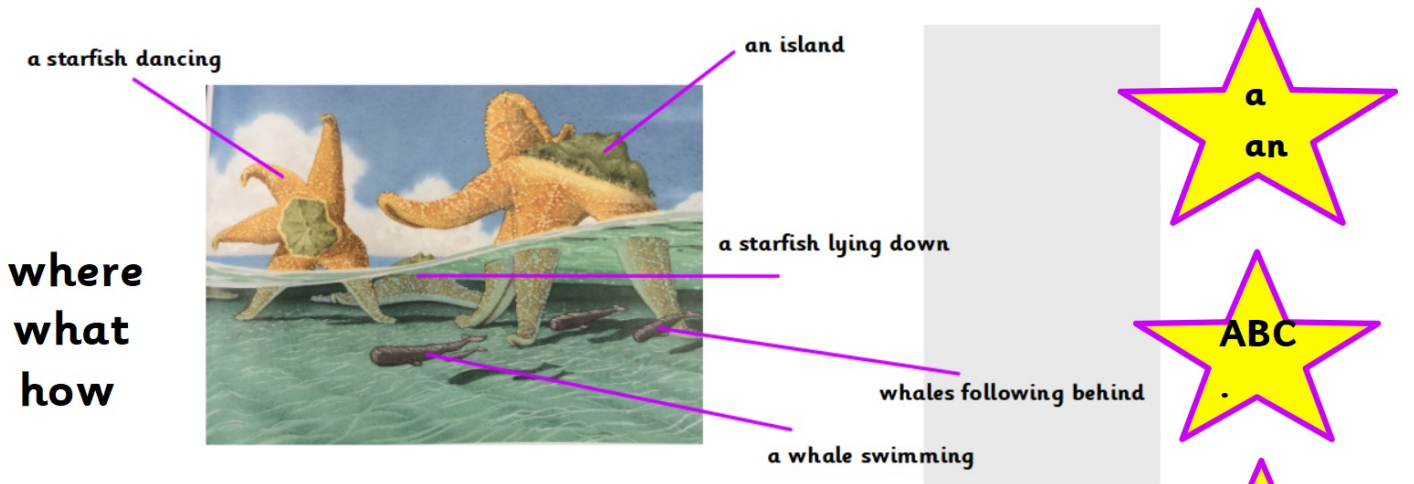
What sort of day is it?

Where are the starfish?

What adjectives could we use to describe the ocean?

How could we describe the whale?

How could we describe the starfish?



On a warm but cloudy day a starfish started to dance in the deep, wavy ocean. Another huge, bumpy starfish joined in. On its back was an island full of thick, green trees. There was a tired starfish lying down in the ocean just behind them. A whale family carefully went past the dancing starfish and carried on swimming through the bright, blue water.

adjectives

**Just like we did for my image think about the following questions for this one:**



**Where are the octopus?**

**What adjectives could we use to describe where they are?**

**What are they doing?**

**How could we describe the octopus?**

**How could we describe the other creatures in the image?**



adjectives

a  
an

ABC  
.

In the \_\_\_\_\_ there was

\_\_\_\_\_ .

\_\_\_\_\_ lamp \_\_\_\_\_

On the table \_\_\_\_\_ .

